

Greenstone installation; browsing example collections



Course material prepared by

Greenstone Digital Library Project
University of Waikato, New Zealand

and National Centre for Science Information,
Indian Institute of Science, Bangalore

Agenda



- ❖ Installing pre-built collections
- ❖ Greenstone: platforms
- ❖ What's on the CD-ROM?
- ❖ Installing Greenstone
- ❖ Running Greenstone

Pre-built collection: Installation demo

Installing pre-built collections

- ❖ Pre-built collections install on Windows only
- ❖ Installer will start automatically when the CD is put in the drive
- ❖ Option to install all the files, or leave the bulk on the CD
- ❖ New item is added to Start - Programs



Agenda

- ❖ Installing pre-built collections
- ➔ ❖ Greenstone: platforms
- ❖ What's on the CD-ROM?
- ❖ Installing Greenstone
- ❖ Running Greenstone

Greenstone: Platforms

- ❖ Operating system:
 - Windows (any version)
 - Linux (any version)
 - Unix (most versions, e.g. Solaris)
 - Mac OS X
- ❖ Restrictions:
 - No longer installs on Windows 3.1/3.11
 - Need Java for Librarian interface (GLI)
 - ❖ No longer supported on Windows 95
- ❖ Disk space
 - 50 MB for a binary installation
 - 215 MB for the example collections (optional)
 - 5 MB for online documentation
 - 25 MB for "export to CD" function

Methods of Installation

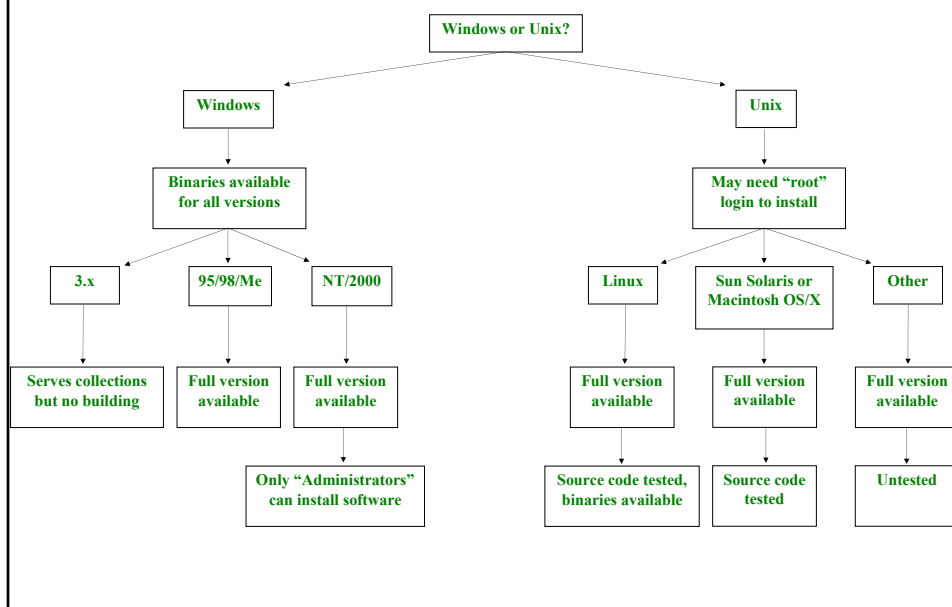
❖ Install from binary (executable)

- Windows
- Linux
- Mac OS X

❖ Install by compiling source code

- Windows
- Linux
- Unix
- Mac OS X

Installing Greenstone





Agenda

- ❖ Installing pre-built collections
- ❖ Greenstone: platforms
- ❖ What's on the CD-ROM?
- ❖ Installing Greenstone
- ❖ Running Greenstone

What's on the CD-ROM?

- ❖ Greenstone v2.61f
- ❖ Greenstone Librarian Interface v2.61f
- ❖ Greenstone Language Pack v2.61
- ❖ Workshop materials
- ❖ 11 documented example collections
- ❖ 4 manuals (Each in English, French, Spanish and Russian)
- ❖ ImageMagick (Required for building image collections)
- ❖ Java (Required for running the GLI)
- ❖ Apache web server

Example collections

development library subset

The DLS collection has the same structure as the Greenstone demo collection. It's fairly complex, and if you're just starting out you might prefer to look at some other collections first (e.g. [msword and pdf demonstration](#), or the [greenstone archives](#), or the [simple image collection](#)).

msword and pdf demonstration

This contains a few documents in PDF, MSWord, RTF, and Postscript formats, demonstrating the ability to build collections from documents in different formats. The collection configuration file is very simple.

greenstone archives

A collection of email messages from the Greenstone mailing list archives, this uses the Email plugin, which parses files in email formats. The collection configuration file is very simple.

bibliography collection

With about 4,000 bibliography entries, this collection incorporates a form-based search interface that allows fielded searching. It is fairly complex.

bibliography supplement

This tiny collection of 10 bibliography entries illustrates the "supercollection" facility which searches several collections together, seamlessly. It operates together with the [Bibliography collection](#), and its configuration file is almost the same.

MARC example

Based on some MARC records from the Library of Congress, this is a simple collection (and does not allow form-based searching).

Example collections

OAI example

Using the Open Archive Protocol and the Import-From feature, this retrieves metadata from an archive and builds a collection from the records. In this case they are images, so both the OAI and Image plugins are used.

simple image collection

This very basic image collection contains no text and no explicit metadata -- which makes it rather unrealistic. The configuration file is about as simple as you can get.

authentication and formatting demo

With the same material as the original Greenstone demo collection, this shows off two independent features: non-standard document formatting, and controlled access to the documents via user authentication.

garish demo

This collection also contains the same material as the Greenstone demo. Its appearance has been altered to show how the pages generated can be set out differently. It relies on a non-standard macro file that is supplied with Greenstone.

CDS/ISIS example

This collection is built from a CDS/ISIS database of about 150 bibliography entries. It uses the ISISPlug plugin, which reads the standard ISIS .mst and .fdt files and converts them to Greenstone metadata.



Agenda

- ❖ Installing pre-built collections
- ❖ Greenstone: platforms
- ❖ What's on the CD-ROM?
- ❖ Installing Greenstone
- ❖ Running Greenstone

Local library:
Installation demo

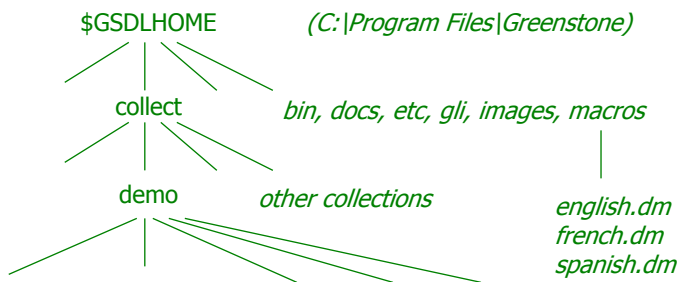
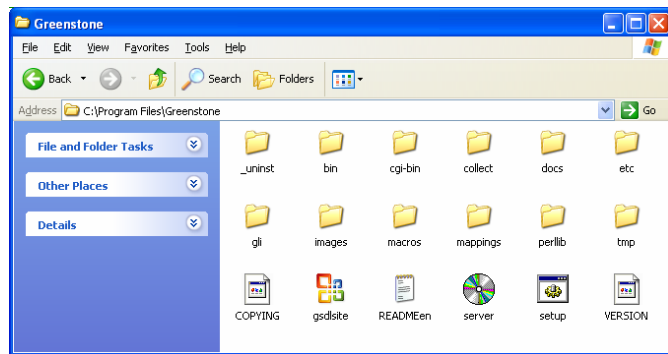
Installing Greenstone

- ❖ Installation starts automatically when CD is inserted
 - If it doesn't, double-click "My Computer" on the desktop and double-click again on the CD-ROM drive
- ❖ 10 mouse clicks and you're done!

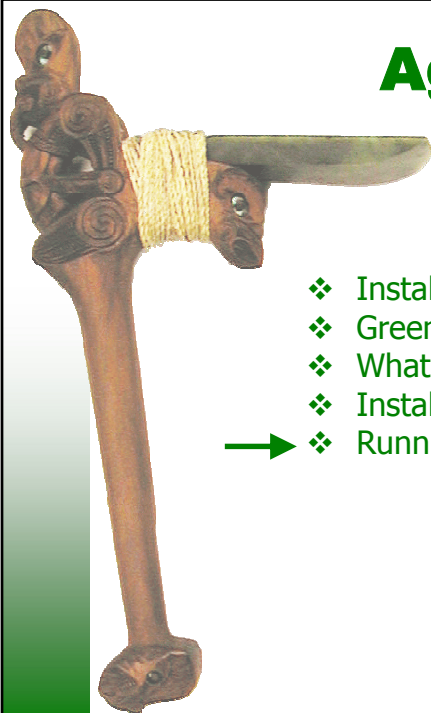
Local library vs Web library

- ❖ **Local library: stand-alone**
 - Serves collections on a standalone PC ...
 - ...and on others on the same network
 - Includes built-in Web server
- ❖ **Web library: uses external web server**
 - Apache, Microsoft PWS/IIS
- ❖ **Windows: Both local library and web library**
 - All versions: (3.1, 3.11), 95, 98, NT, 2000, ME, XP
 - Binaries supplied
 - Normally use local library (else must set up server)
 - Web library works with Microsoft PWS, IIS
- ❖ **Unix, Mac OS X: Web library only**
 - Use Apache (or other web server)
 - Linux binaries supplied
 - Tested on SUN Solaris, Mac OS X
 - Need GDBM (standard on Linux)

What's on my hard drive?



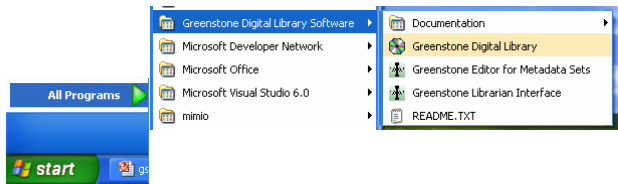
Agenda



- ❖ Installing pre-built collections
- ❖ Greenstone: platforms
- ❖ What's on the CD-ROM?
- ❖ Installing Greenstone
- ➔ ❖ Running Greenstone

Running Greenstone

- ❖ A new menu is added to the Programs list in the Start menu:
Start → Programs → Greenstone digital library software



- ❖ Run Greenstone, the GLI, and the GEMS from here

Local Library Troubleshooting

| Problem | Try this |
|---------------------------------------------------------------------------------------------------|-------------------------------------------------------------------------------------------------------------------------------------------|
| When I start Greenstone my computer asks me to dial up my Internet Service Provider. | Push the <i>Cancel</i> /button in the dialog box. This usually solves the problem. |
| When I start Greenstone my computer <i>still</i> asks me to dial up my Internet Service Provider. | Choose the "Restricted version" when you run Greenstone. This version only works with Netscape. |
| When I point my browser at the digital library, it can't find that page. | Check your Internet Proxy settings and turn proxies off (use <i>Edit Preferences</i> on Netscape or <i>Internet Options</i> on Explorer). |

Documentation and Help

❖ *Installer's Guide* (install.pdf)

Versions of Greenstone, installation procedure, Greenstone collections, setting up the web server, configuring your site, personalizing your installation

❖ FAQ: sections on

- Obtaining Greenstone
- Installing Greenstone
- Running Greenstone

**Questions?
Comments?
Discussion?
Feedback form!**